

Terminations

DC-26.5 GHz

SMA COAXIAL FIXED TERMINATIONS

- Low VSWR
- Operation to 26.5 GHz
- 10W, 5W and .5W models



SPECIFICATIONS

FREQUENCY RANGE (GHz)	MODEL	AVERAGE (Watts)	POWER		VSWR* (Max)	WEIGHT	
			PEAK (kW)	DC-18		Oz	Gr.
DC-8	4377B	5.0	2		1.05 +.015f	3.0	86
DC-18	4370D	0.5	1		1.05 +.010f	1.0	29
	4379B	0.5	1		1.05 +.005f	1.0	29
	4378B	5.0	2		1.05 +.015f	3.0	86
	4375G	10.0	2		1.05 +.015f	4.0	114

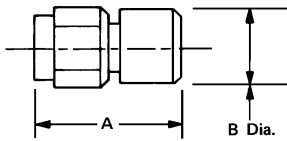
FREQUENCY RANGE (GHz)	MODEL	AVERAGE (Watts)	PEAK (kW)	VSWR* (Max)		WEIGHT	
				DC-18	18-26.5	Oz	Gr.
DC-26.5	4380	0.5	1	1.05 +.0075f	<1.25	2.0	57

When ordering, specify M for male and F for female connectors, i.e., 4377BM or 4377BF.

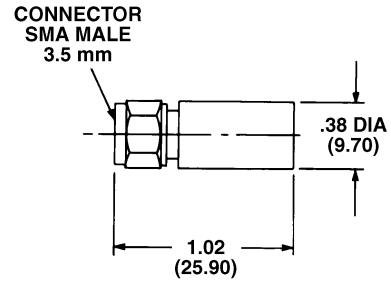
* f represents frequency in GHz.

Terminations

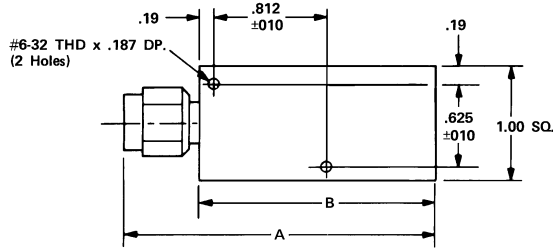
OUTLINE DRAWINGS



MODEL	A MAX	B DIA. MAX
4370DM	.75	.31
4370DF	.75	.31
4379BM	.75	.31
4379BF	.75	.31

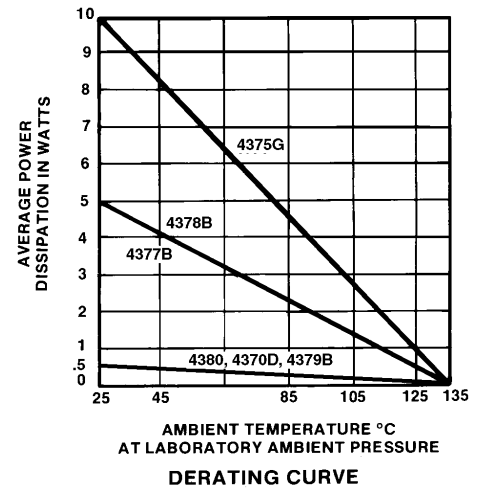


TOL: ±.02
MODEL 4380



MODEL	A MAX	B MAX
4375GM	2.59	2.02
4375GF	2.53	2.02
4378BM	1.71	1.14
4378BF	1.65	1.14
4377BM	1.17	1.14
4377BF	1.65	1.14

TOL: ±.02



All dimensions are Max. unless otherwise specified.